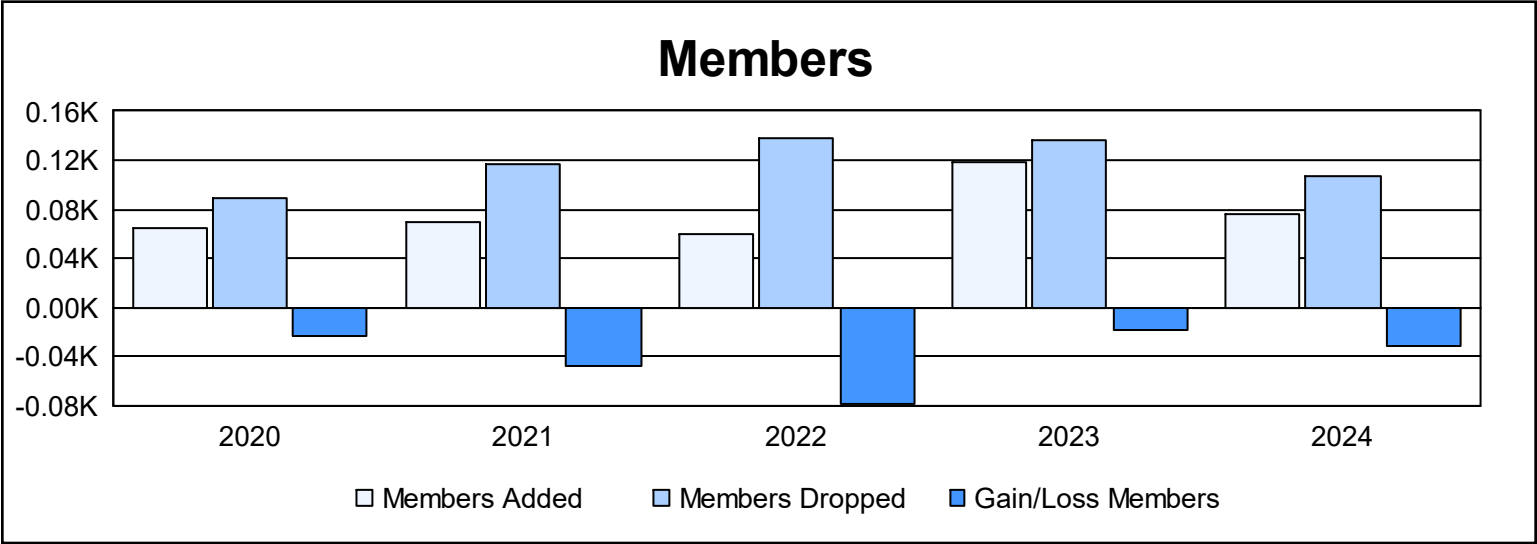
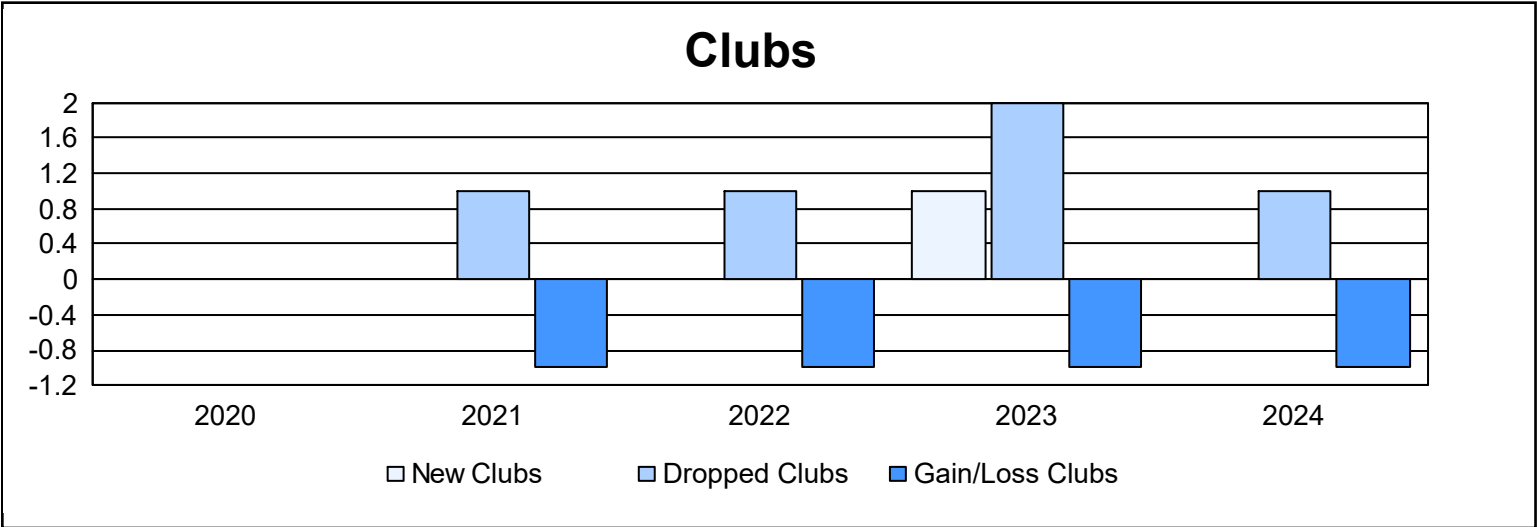
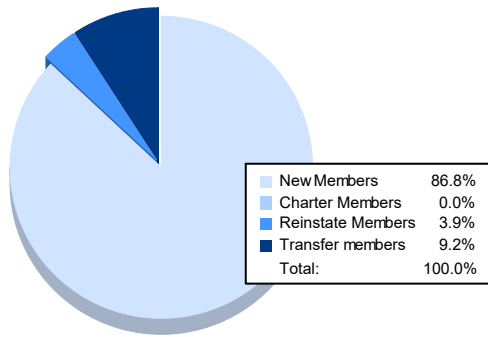


Year	New Clubs	Dropped Clubs	Gain/ Loss Clubs	New Members	Charter Members	Reinstate Members	Transfer Members	Total Member Added	Total Members Dropped	Gain/ Loss Members
2019-2020	0	0	0	59	0	2	4	65	89	-24
2020-2021	0	1	-1	49	9	10	1	69	117	-48
2021-2022	0	1	-1	38	8	1	13	60	138	-78
2022-2023	1	2	-1	86	26	3	3	118	137	-19
2023-2024	0	1	-1	66	0	3	7	76	107	-31
Average	0	1	-1	60	9	4	6	78	118	-40



### Membership Composition June 2024 Cumulative



### Gender Composition June 2024 Cumulative

